

台達電子2020年第一季財報法人說明會

線上Q&A說明

- 會議將於 [4/30 15:00](#) 準時開始
- 與會者可於會議開始前及進行中，進行提問。
- 提問前請先輸入您所屬的代表機構及姓名。
- 如無法線上提問，請聯絡技術團隊：(02)8797-2088 # 5074

Delta Electronics, Inc.

Q1 2020 Results Analyst Meeting

Instructions of online Q&A

- [The meeting will start at 15:00, April 30](#)
- Participants may raise your questions before/during the meeting.
Please identify your name and company before asking questions
- Please contact our IT team should you encounter any technical issues: (02)8797-2088 # 5074



Delta Electronics, Inc. Q1 2020 Results

台達電子2020年第一季財報法人說明會

30 April 2020



- **The financial numbers hereby are based on International Financial Reporting Standards (IFRS)**
本簡報財務數字係根據國際財務報導準則編製
- **Cumulative consolidated numbers were reviewed by CPA**
合併數字經會計師查閱簽證



Q1 2020 Financial Results

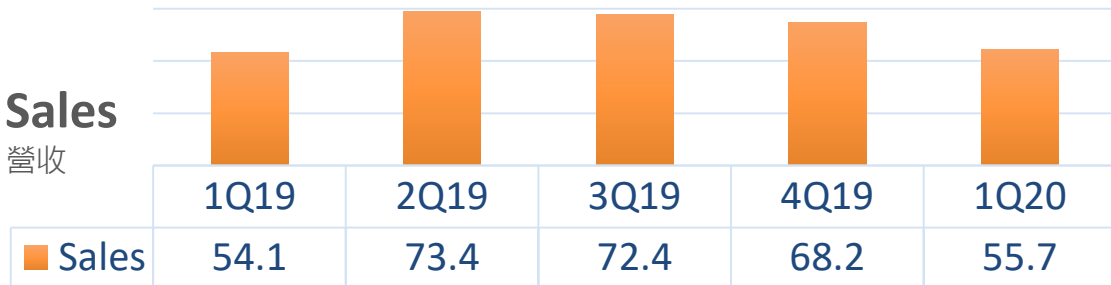
2020年第一季結算數字

Sales Revenues & Gross Profits

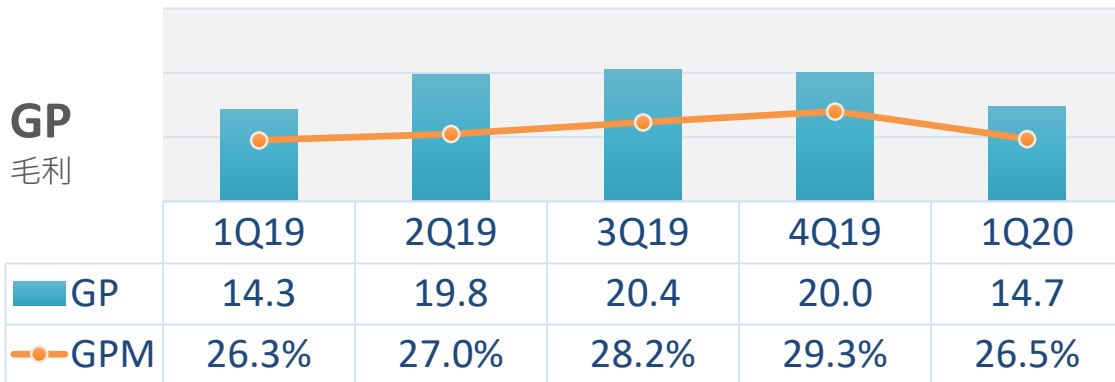
合併營收及毛利

NT\$ billion
新台幣十億元

Sales
營收



GP
毛利

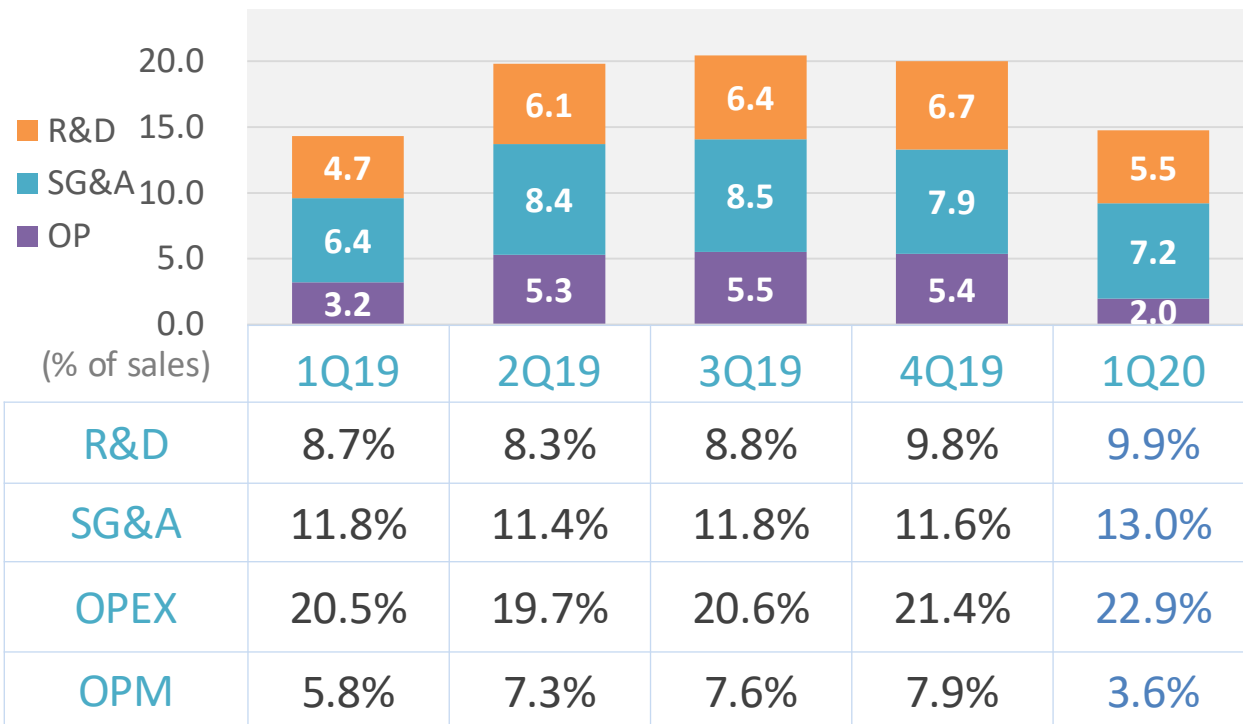


	y/y 年對年	q/q 季對季
Sales 營收	+3%	-18%
GP 毛利	+4%	-26%

Operating Profits & Expenses

營業淨利及費用

NT\$ billion
新台幣十億元

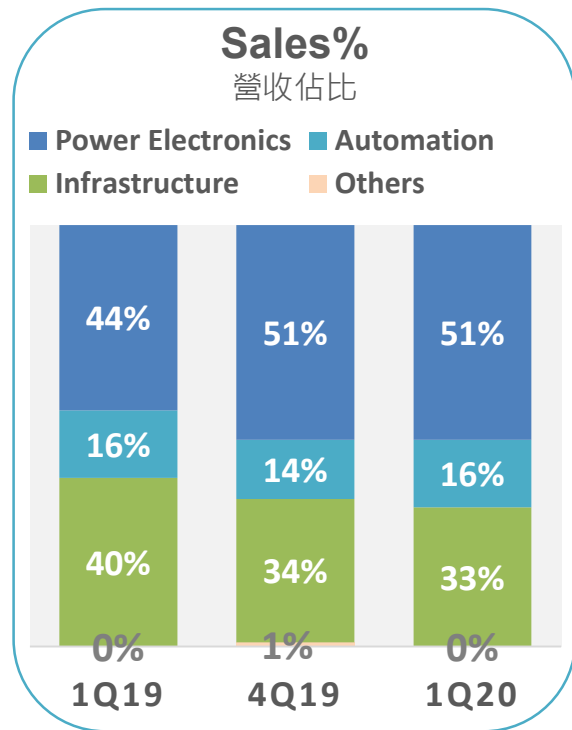


	y/y 年對年	q/q 季對季
R&D 研發費用	+18%	-18%
SG&A 銷管費用	+13%	-9%
OPEX 總營業費用	+15%	-13%
OP 營業淨利	-37%	-63%

Performance by Segment

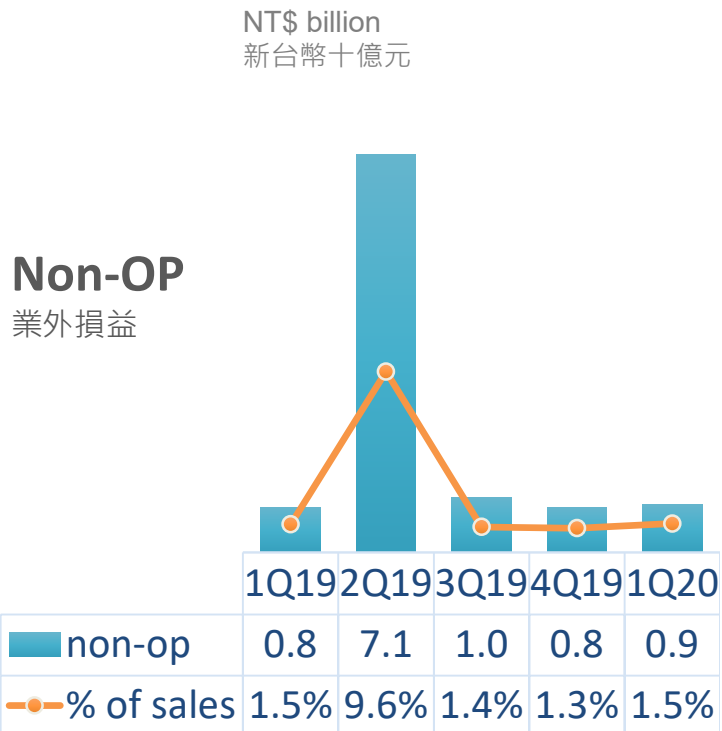
主要部門表現

NT\$ million 新台幣百萬元	Sales		Profits			
	y/y 年對年	q/q 季對季	y/y 年對年	q/q 季對季		
Power Electronics 電源及零組件	28,637	+22%	-18%	2,507	+14%	-40%
Automation 自動化	8,496	-1%	-12%	545	-31%	-36%
Infrastructure 基礎設施	18,466	-16%	-21%	83	-94%	-96%



Non-operating Profits

業外損益



NT\$ million 新台幣百萬元	1Q19	4Q19	1Q20
Gain on disposal of investment 處分投資損益	(96)	189	(85)
Interest income 利息收益	94	38	50
FX income 匯兌損益	88	36	376
Others 其他	723	617	516
Total 合計	809	880	857

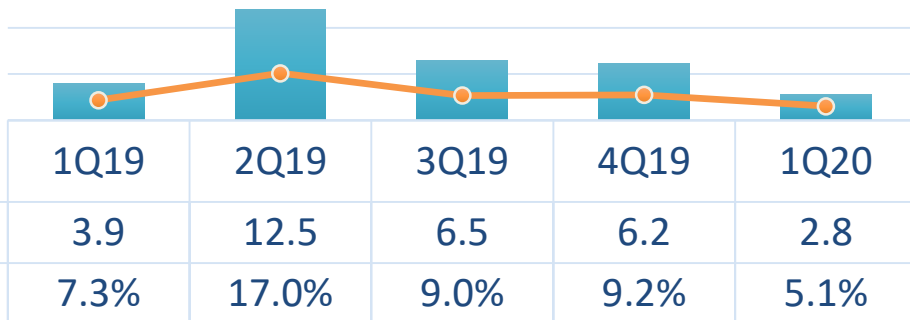
Profits before Tax v.s EBITA

稅前淨利及息稅折舊及攤銷前利潤

Profits before tax

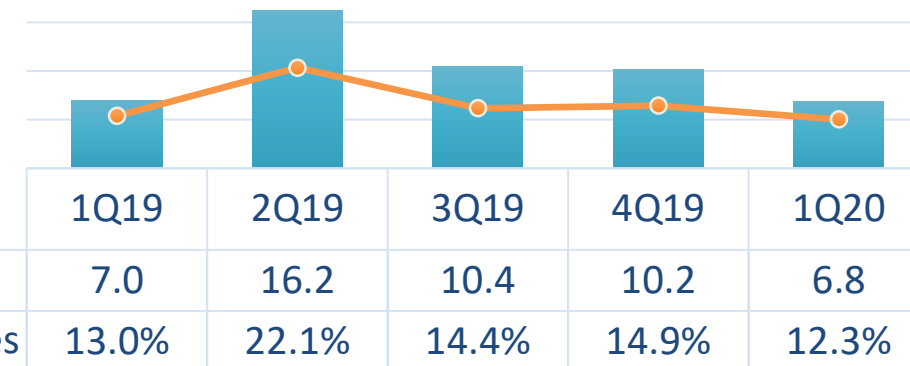
稅前淨利

NT\$ billion
新台幣十億元



EBITA

息稅折舊及攤銷前利潤



	y/y 年對年	q/q 季對季
Profits before tax 稅前淨利	-28%	-55%
EBITA 息稅折舊及攤銷前利潤	-3%	-33%



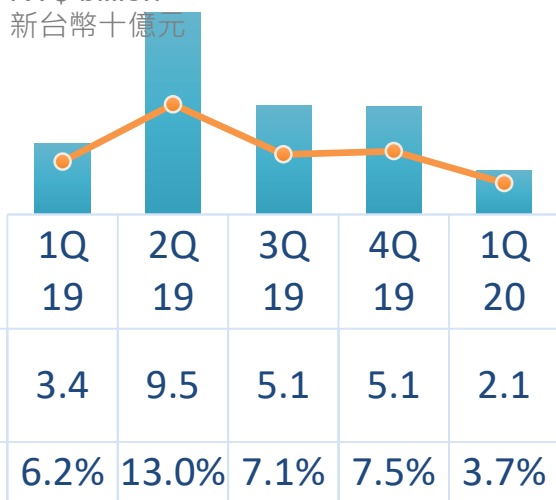
Net Profits after Tax

稅後淨利

Net profits after tax

稅後淨利

NT\$ billion
新台幣十億元



Net profits after tax	3.4	9.5	5.1	5.1	2.1
% of sales	6.2%	13.0%	7.1%	7.5%	3.7%

	y/y	q/q
Net profits after tax	-39%	-59%

NT\$ million 新台幣百萬元	1Q19	4Q19	1Q20
Profit before income tax 稅前淨利	3,948	6,260	2,837
Income tax 所得稅	(489)	(1,151)	(608)
Non-controlling interest 非控制權益	(87)	(23)	(162)
Net profit after tax 稅後淨利	3,372	5,086	2,067

Unit: NT\$
新台幣元



*EPS based on shares outstanding of 2,598 million.

每股盈餘之設算基於在外流通股數25.98億股。

Smarter. Greener. Together.

To learn more about Delta, please visit www.deltaww.com

